



# Research Medical Center Clinical Pastoral Education Program

## What is CPE?

Clinical Pastoral Education brings theological students and ministers of all faiths (pastors, priests, rabbis, imams and others) into supervised encounter with persons in crisis. Out of an intense involvement with persons in need, and the feedback from peers and teachers, students develop new awareness of themselves as persons and the needs of those to whom they minister. From theological reflection on specific human situations, they gain a new understanding of ministry. Within the interdisciplinary team process of helping persons, they develop skills in interpersonal and inter-professional relationships.

CPE is guided by ACPE Standards with respect to program outcomes; however, it is also tailored to the specific interests and educational needs of each student. Participants provide pastoral care in the role of Chaplain as members of the department and various treatment teams. Those encounters, coupled with ones in the program, provide primary curriculum material. CPE uses an action/reflection model of teaching and learning. It incorporates mentoring and includes peer teaching and learning in a small, diverse and confidential community. CPE's clinical methods sharpen and strengthen pastoral identity, they help participants shape and customize an approach to pastoral care that is congruent with their personal uniqueness. CPE invites students to enter an on-going, dynamic, theological dialectic to make explicit the theology inherent in intra- and inter-personal experiences. It incorporates the behavioral sciences, theology, and other literature, to broaden understanding of those served. As a result, pastoral care proceeds to engage persons at a deeper, more profound level at the point of their perceived need.

## Program Sites

As 12 State-of-the art hospitals, the Midwest Division of HCA provides general acute care, rehabilitation and mental health services in Kansas City and the metropolitan area. The division employs more than 12,000 employees and is served by 3,000 physicians. The Midwest CPE program is an integrated resource offering unique, rich opportunities for ministry and pastoral education at three accredited primary sites and one satellite center.

## Primary Sites

**Research Medical Center** Located at 2316 East Meyer Boulevard in Kansas City, Missouri is a 508-bed facility offering highly specialized, state-of-the-art services. They include: Level II trauma, air ambulance, oncology, palliative care, skilled nursing, metabolic, nephrology, obstetrics, labor and delivery, a level III neonatal ICU, adult ICU, renal dialysis, cardiology, gastroenterology, and Gamma Knife surgery. RMC adjoins Research Psychiatric Center offering diverse outpatient services. Its Brookside Campus located nearby at 6601 Rockhill Road, provides outpatient services including imaging, GI Emergency, Pain Management, Lithotripsy, Sleep Disorders, and PT and OT. RMC Brookside has a comprehensive health and fitness center.

**Menorah Medical Center**, Located at 5721 West 119th Street Overland Park, Kansas, is a 158-bed acute care hospital. MMC began in Kansas City first opening its doors on Rockhill Road in Kansas City, Missouri, in 1931. In 1996, it moved to Overland Park. MMC has a beautiful campus including a doctors' building and outpatient clinics. Feature services include Emergency, Intensive Care, oncology, medical-surgical, labor and delivery, rehabilitation, and extensive outpatient care.

**Overland Park Regional Medical Center**, Located at 10500 Quivira Road in Overland Park, Kansas, is a 244-bed, acute care hospital. It is conveniently located at I-435 and Quivira Road. It is distinguished by services offered including Emergency and Trauma Center, Women's Center offering comprehensive services including infertility, perinatology, obstetrics & gynecology, and Neonatal Intensive Care, Diabetes Center, Heart Center, medical-surgical, geriatrics, and other acute care specialty services.



## Satellite Site

Shawnee Mission Medical Center, Located at 9100 W 74th St, Shawnee Mission, Kansas, just off 1-35, is part of a network of more than 500 health care facilities sponsored by the Seventh-day Adventist Church. It promotes a healing ministry designed to address each individual's mind, body and Spirit. SMMC's 54-acre campus includes a 383-bed hospital, a free-standing outpatient surgery center, a community health education building, five physician office buildings and an associate child care center. It features a very busy Emergency and Obstetrics Department and, provides a full range of medical care – from birth to surgical robotics, soccer physicals to diagnostic heart studies or fitness classes to minimally invasive surgery.

## Programs Offered

Content for learning in all formats of CPE is shaped collaboratively between student and supervisor. Individualized goals and objectives take shape in a personal learning covenant. Various methods of teaching and learning traditional to CPE are used. These include, but not limited to, the following: theoretical presentations, case studies, IPR, peership, literature review, verbatims, integrative and reflective writing, and participation in supervision – individual and group and interdisciplinary engagement. Each student is given a serious charge to serve designated clinical area(s) as a chaplain. Duties broaden to include responsibility in the 24-7 rotation of on-call as Duty Chaplain. The supervisor responsible for this program is certified by the ACPE. Successful completion of CPE is among the requirements for board eligibility to be certified as a professional chaplain by The Association for Professional Chaplains.

## Extended CPE Internships

We offer three, part-time, Extended Internship Formats: fall through spring (9 Month), fall intensive and spring intensive. Curriculum includes individual and group supervision, didactic instruction and peer teaching and learning. In addition to the practice of ministry as a Chaplain, students serve in the on-call rotation. Participants are seminarians, local clergy, and qualified laity. The program enhances pastoral skill, deepens personal and pastoral identity, and supports one's formation of personal style and practice in ministry.

Extended Internship: Fall through Spring (9 Months)

Dates: 9/8/08 - 5/18/09, 9/14/09 - 5/24/10 and 9/13/10 - 5/16/11

Tuition: \$400 per unit

Application Fee: \$35

This CPE unit occurs one day a week, usually a Monday. It begins early fall and continues through spring. The pace of this unit fosters incremental growth and integration in learning by the benefit of its length.

Extended-Intensive Internships: Fall and Spring (1/2 Year)

Dates: 8/25/08 - 12/18/08 (Fall 2008) and 1/5/09 - 5/21/09 (Spring 2009); 8/24/09 - 12/17/09 (Fall 2009) and 1/4/10 - 5/20/10 (Spring 2010); 8/23/10 - 12/16/10 (Fall 2010)

Tuition: \$400 per unit

Application Fee: \$35

This unit meets two days a week, generally, Monday and Thursday. Fall sessions are from September through December. Spring sessions are from January to May. These units are more intense. They tend to accelerate chances to develop skills and depth especially needed in crisis ministry.

Summer CPE Internship

Dates: 6/1/09 - 8/14/09 and 6/7/10 - 8/20/10

Tuition: \$200 per unit

Application Fee: \$35

This is an intense, full-time unit for seminarians, clergy, and qualified laity. It involves a 40+ hour week. Office hours are kept Monday – Friday 8:00am – 4:30pm.

## Residency

Dates: 9/1 – 8/31 (yearly cycle)

Tuition: \$200 per unit

Application Fee: \$35

Stipend: \$23,660

This is a full-time twelve-month format designed for seminary graduates, ordained clergy, those in various religious vocations, and qualified laypersons. Currently, the program includes four sequential units of CPE.

### *Successful candidates have:*

- Significant pastoral experience, usually not less than three years, and a firm sense of pastoral identity.
- Completed a minimum of one ACPE unit (though preferred, this may be waived if corresponding experience is determined).
- Convincing potential for pastoral care ministry.
- Proficiency at self-motivated learning, emotional maturity, and interpersonal strength.
- Ordination and/or ecclesiastical endorsement for CPE.
- Graduation from an accredited seminary, divinity or rabbinic school, or demonstrated equivalency or education commensurate with the norm in one's faith tradition.

### **Team Approach**

Residents serve and learn as fully integrated members of the inter-disciplinary team. As chaplain, each offers pastoral care to patients, their family and visitors, and medical center staff. There is opportunity to conduct established spirituality groups offered by the department as both treatment and support. In addition, residents may be variously assigned to serve as the spiritual care representative on one of many medical specialty teams or to be the front-line point of contact for a department service like employee assistance.

### **Ministry**

Residents provide numerous pastoral services including formal worship, visiting the newly admitted, visiting pre-surgical patients, follow-up visits, pastoral counseling, grief support, and liaison with local and area clergy providing pastoral care to members of their congregation. Residents are full participants in the 24-7 rotation of the on-call as Duty Chaplain. This may also include disaster response, pastoral intervention at Code Red and Blue calls, deaths, and traumas.

### **Specialized Ministry**

All our sites possess unique areas for specialization. Students are given segue to express their interest in service and education. Assignments are weighed and negotiated finally with one's supervisor. Areas for ministry specialization pastoral care for related to a specific condition or illness, e.g., trauma, geriatrics, chemical dependency, psychiatric, cardiac, rehabilitation, obstetrics and gynecology, pediatrics, oncology and palliative care. Specialization may also focus on pastoral care in special circumstances, e.g., ministry to the depressed, angry, those in acute spiritual crises, grief, denial, etc.

### **CPO Supervision**

On occasion, residents may have opportunity to administer, educate, and clinically supervise seminary students in our Clinical Pastoral Orientation program. Graduates report various benefits. A number find practicing supervision helps them make better personal use of the clinical methods of learning. Others report increased confidence when later managing a multi-member church or department of pastoral care. Some appreciate increased competence to offer lay training in pastoral care for deacons, elders, and lay pastoral care teams. Still others feel this is a good way to explore interest in Supervisory CPE.

### **Peer Group Experience**

We are sincerely committed to achieving student diversity in each training group. We recruit and admit students believing a diverse mix maximizes the quality and opportunity of educational interchange and engagement. This may include combining students from other programs, including, when possible, residents all component sites and/or our satellite CPE program(s).

### **Supervision Residency**

Dates: Upon Availability

Tuition: Waived

Application Fee: \$50

Stipend: \$25,573

Supervisory CPE is intended for the qualified person with demonstrated pastoral, professional and clinical competence to learn the art and science of clinical pastoral supervision. It is designed in sync with specific requirements to achieve certification by the ACPE, Inc. A two to three year commitment is required. A Supervisory peer group becomes a pastoral and education colleague in the department. S/he progressively bears increasing pastoral, administrative, and educational duties. She become an engaged member of the Supervisory Resident peer group, participates in didactic instruction and literature review, supervises CPE students, part-time and/or full-time, abets curriculum development, and receives individual and group supervision S/he presents clinical material in various committees as an inherent part of his/her on-going education experience.


## Admission

Students are admitted irrespective of gender, age, race, ethnic origin, religion, sexual identity, or handicap. Applicants must submit a complete set of materials accompanied by the associated fee. Materials undergo a paper review. Faculty members determine which viable candidates to invite for an on-site interview. A final decision is communicated thereafter in a timely manner. Applicants are responsible for costs related to interviewing.

In addition to the Standard ACPE application, an applicant for Supervisory CPE will submit a statement of motivation for pursuing supervisory training, a proposed timetable, a statement of his/her theory of pastoral care, a statement of faith group status, and a completed Supervisory Abstract. Most applicants have completed two years of residency or a minimum of five units of ACPE-CPE. Profound progress in Level Two CPE is expected. Students are admitted irrespective of gender, age, race, ethnic, origin, religion, sexual identity, or handicap. We are purposeful to seek diversity. Openness to learning, capacity for self-direction and starting are crucial. Respect for authority, one's own and another's is vital. Propensity to self-interrupt, reflect, and remain open to experience are necessary. Applicants for Supervisory CPE must demonstrate the convincing proclivity to be a clinical pastoral educator.

## Meet Our Staff

### SUPERVISING FACULTY



#### Rev. James Harper, D.Min

Director of Pastoral Care & CPE  
The Midwest CPE Program  
(816) 276-4120

Chaplain Harper serves as Division Director of Clinical Pastoral Education for The Midwest CPE Program. His academic background includes a B.S. degree in Psychology (1974) from the University of Georgia, a M.Div. degree (1978) from Southern Baptist Theological Seminary in Louisville, Kentucky and a D.Min. Degree (1992) from Midwestern Theological Seminary, Kansas City, Missouri. He was ordained in 1978 as a Southern Baptist minister and has served in several pastoral positions including a period of five years as pastor of Apple Valley Baptist Church in Commerce, Georgia. He has served a year as interim pastor of the First Baptist Church in Commerce, Georgia and two years at Wedgewood Baptist Church in Charlotte, North Carolina.

Dr. Harper's clinical training in CPE involved diverse contexts including: Central State Hospital in Milledgeville, Georgia, Athens General Hospital/Northeast Georgia Community Mental Health Center and Pastoral Counseling Center, The Georgia Association of Pastoral Care at Emory, and The Georgian Clinic. Areas of specialization include: crisis ministry, care for cancer patients, ministry to the psychiatric patient, pastoral counseling and psychotherapy, and spiritual care for chemical abuse and addiction.

Dr. Harper was an originator of the ACPE program at The Carolinas Health Care System. He developed a System Wide CPE in Health Midwest that was continued after purchase by HCA, Inc. Dr. Harper has done research in the field of clinical supervision and curriculum development for Supervisory CPE. His program of Supervisory CPE has among the highest success rates for the certification of students in the nation for initial and final certification. Dr. Harper's Doctoral study focused on facilitation of critical purchase of literature necessary to pass theoretical position papers to be certified by ACPE.

Over his career, Dr. Harper has been a leader in three ACPE Regions. He has served as a member of ACPE's regional committees, and National Commissions, including various Task Forces, in the areas of Ethics, Nomination, Standards, Certification, Accreditation, and Manual Development. He has served in the South Central Region of ACPE as its Representative for ACPE Standards and Chair for Accreditation respectively and now serves as an at large member of the National Accreditation Commission. Dr. Harper has written and consulted in the area of administration as it relates to a system CPE Center. He has been presenter at various conferences in ACPE, NACC, and APC. Recently, Dr. Harper was on the APC's National Taskforce to create universal standards for the certification of chaplains in the United States and abroad.



**Rev. Charles Robertson, D.Min**

Chaplain Supervisor  
The Midwest CPE Program  
(816) 276-4120

Chaplain Robertson serves as Chaplain Supervisor at Research Medical Center. His academic background includes a B.S. degree in Business Administration (1983) from the State University of New York at Buffalo, a M.Div. degree (1986) from Nazarene Theological Seminary in Kansas City, Missouri and a Doctor of Ministry degree from United Theological seminary in Dayton, Ohio (2001). He was ordained in 1987 in the Church of the Nazarene and has served in several pastoral positions including pastor of Mirabile Community Church in Mirabile, Missouri, Elm Street Church of the Nazarene in Ironton, Ohio and Fort Osage Church of the Nazarene in Independence, Missouri.

Dr. Robertson’s Basic and Advanced CPE training was completed at Baptist Medical Center, in Kansas City. Dr. Robertson completed specialty units in Critical Care, Chemical Dependency, and Eating Disorders.

Dr. Robertson pursued Supervisory CPE (1989-1993) with Rev. Dr. James Harper at Baptist. As an adjunct to training he received group and didactic supervision with the Kansas City Area Training Group (Jerry Kolb, Chuck Hall, Paul Kapp, Sally Schwab, Carol Nash, and Bill Baldrige).


Dr. Robertson was certified as Associate Supervisor in May of 1993. He then served as Chaplain Supervisor at Baptist Medical Center in Kansas City (1993-1999). Dr. Robertson received certification as ACPE Supervisor in November of 1994. He assisted in the development of the Midwest CPE Program as Applications Coordinator for CPE and as system finance officer. He was Board Certified in the Association of Professional Chaplains February 28, 1999. He has served at Research Medical Center since March 1999.

Over his career, Dr Robertson has served as a member of ACPE’s regional committees, National Certification Commission, and manual writing task force. Dr. Robertson’s Doctoral study focused on facilitation of clinical orientation as a function of Roman Catholic permanent deacons’ formation process



**Victor Wilson, M.Div**

Chaplain Supervisor  
The Midwest CPE Program  
(913) 498-7708



**Mary Moss**

Secretary Pastoral Care/CPE  
The Midwest CPE Program  
(816) 276-4120



**Taalib-ud-Din al-Ansare, M.Div**

Chaplain Supervisor  
The Midwest CPE Program  
(816) 276-4120



**Soomee Kim, D.Min**

Supervisor in Training  
(816) 276-4988

## CHAPLAIN RESIDENTS



**Katie Chepulis, M.Div**  
Chaplain Resident  
(816) 276-4989



**Ben Hayden, M.Div**  
Chaplain Resident  
(816) 276-4989



**Ed Farris, D.Min**  
Chaplain Resident  
(816) 276-4989



**Chris Mason, M.Div**  
Chaplain Resident  
(816) 276-4989

---

## CHAPLAIN INTERNS




**Harry Brown**  
Chaplain Intern  
(816) 276-4989



**Sean Burson**  
Chaplain Intern  
(816) 276-4989



**Joel Carmer**  
Chaplain Intern  
(816) 276-4989



**Jody Gyulay**  
Chaplain Intern  
(816) 276-4989



**Joyce Hardwood**  
Chaplain Intern  
(816) 276-4989



**Shannon Heathman**  
Chaplain Intern  
(816) 276-4989



**Adrienne Johnson**  
Chaplain Intern  
(816) 276-4989



**Andrew Rights**  
Chaplain Intern  
(816) 276-4989